

Malaysia Investment Performance January-June 2024

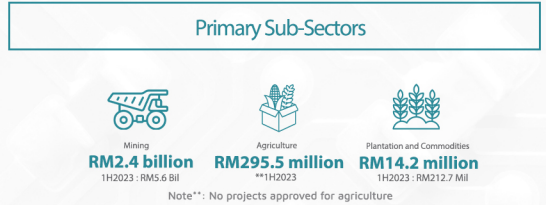
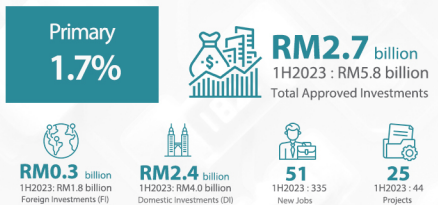
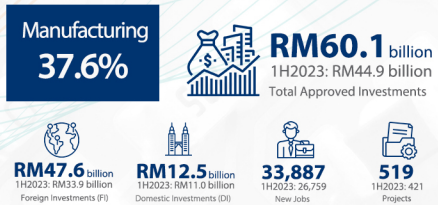
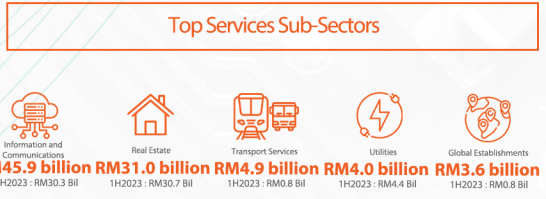
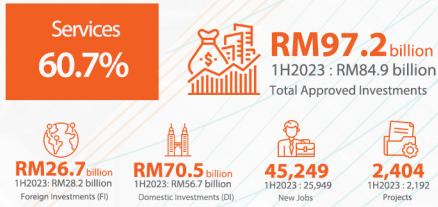


Five Major States	RM (Bil)	Manufacturing RM (Bil)	Services RM (Bil)	Primary RM (Bil)
W.P. Kuala Lumpur	37.6 1H2023: RM31.9 Bil	0.2	37.5	-
Selangor	35.0 1H2023: RM30.2 Bil	7.3	27.6	*
Kedah	31.9 1H2023: RM14.6 Bil	31.1	0.8	*
Pulau Pinang	13.1 1H2023: RM8.9 Bil	5.0	8.1	*
Johor	12.9 1H2023: RM14.2 Bil	6.0	6.9	*

Note*: Total investment less than RM250 thousand

Major Foreign Sources	RM (Bil)
Austria	30.1 1H2023: RM9.4 Mil
Singapore	16.5 1H2023: RM14.0 Bil
The People's Republic of China	9.8 1H2023: RM8.4 Bil
The Netherlands	4.0 1H2023: RM9.0 Bil
Taiwan	2.4 1H2023: RM0.1 Bil

Note: Compilation of foreign investments is based on immediate investing country



Due to rounding, figures presented in this infographic may not add up precisely to the totals provided.